
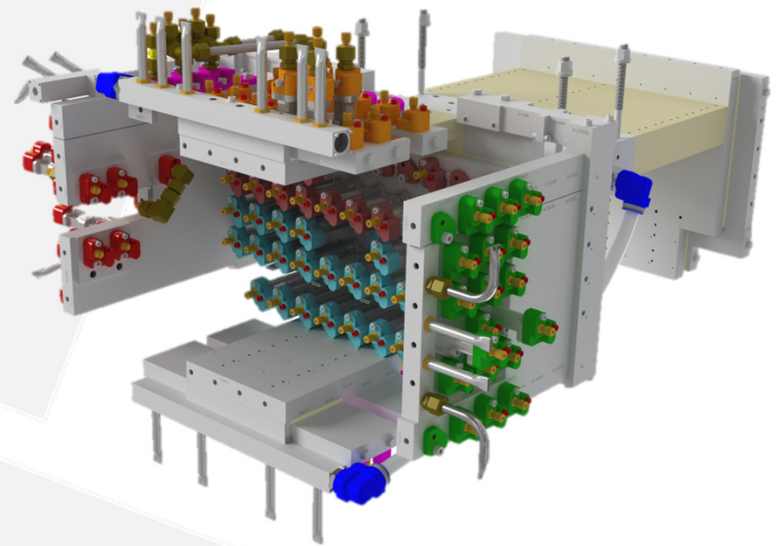


FLEXTOOL




FLEXTOOL OPTIMIZATION PARTS

- The AED FLEXTOOL platform is a comprehensive toolbox allowing the adaption of the tool setup to all known process setups.
- The high level of alignment of the spraying tool and the corresponding die geometry is leading to maximum performance of the cooling and lubricant application process.
- The FLEXTOOL toolbox is containing numerous parts allowing the perfection of the tool's spraying pattern.
 - Step one: Based on die geometry data the basic tool setup is created – this already is allowing a close adaption the die's geometry.
 - Step two: Using the various optimization parts, any area of the die can be treated exactly as needed for best performance and efficiency.
- All parts can be easily added and adjusted either by the customer or the AED service team.
- Please see download area for pdf-copy of this information
www.aed-automation → service → downloads





FLEXTOOL FLT 8


FLEXTOOL






STANDARD SPRAY HEAD

Pos.	Art.No.	Spray Cone	Spray Direction	Height [mm]	Remark	Picture
1.1	A-13408	standard	straight	40		
1.2	A-14766	45°	straight	30		
1.3	A-13417	60°	straight	30		
1.4	A-15055	standard	45°	110		


FLEXTOOL



STANDARD SPRAY HEAD

Pos.	Art.No.	Spray Cone	Spray Direction	Height [mm]	Remark	Picture
1.5	A-18480	45°	45°	105		
1.6	A-14707	60°	45°	105		
1.7	A-13414	standard	90°	80		
1.8	A-15002	60°	90°	80		


FLEXTOOL



FLAT SPRAY HEAD (LOW HEIGHT)

Pos.	Art.No.	Spray Cone	Spray Direction	Height [mm]	Remark	Picture
2.1	A-14834	standard	1x45°	60		
2.2	A-14858	60°	1x45°	55		
2.3	A-15942	standard	1x90°	45		
2.4	A-15943	60°	1x90°	45		


FLEXTOOL



SPRAY HEAD WITH NOZZLE EXTENSION

Pos.	Art.No.	Spray Cone	Spray Direction	Height [mm]	Remark	Picture
3.1	A-18697	standard	90° (2x45°)	65	with 30mm extension	
3.2	A-18698	standard	90° (2x45°)	80	with 50mm extension	
3.3	A-18695	standard	135° (90°+ 45°)	45	with 30mm extension	
3.4	A-18696	standard	135° (90°+ 45°)	45	with 50mm extension	


FLEXTOOL



SPRAY HEAD WITH EXTENSION – SPECIAL SPRAY HEADS

Pos.	Art.No.	Spray Cone	Spray Direction	Height [mm]	Remark	Picture
3.5	A-17842	standard	180° (2x90°)	45	with 30mm extension	
3.6	A-18694	standard	180° (2x90°)	45	with 50mm extension	
4.1	A-17966	standard	straight	40	fixed orifice insert	
4.2	A-18760	standard	straight	25	extra low	


FLEXTOOL



NOZZLE EXTENSION KIT AND DISTANCE ELEMENTS

Pos.	Art.No.	Description	Picture
5.1	A-14660	Extension tube with core retainer and quick coupling; elbow combination with orifice mount. Can be used with all Flextool spray heads	
5.2	A-14602	Spacer between spray nozzle and spray manifold; reduces the spray distance by 50mm. Extendable and combinable	
5.3	A-16696	Spacer between spray nozzle and spray manifold, reduces the spray distance by 100mm. Extendable and combinable	


FLEXTOOL



METERING SCREWS

Pos.	Art.No.	Description	Remark	Picture
5.4	A-13429	Metering screw FLT 0,8mm, yellow		
5.5	A-13430	Metering screw FLT 1,4mm, green		
5.6	A-13431	Metering screw FLT 2,0mm, red		
5.7	A-16201	Metering screw FLT infinitely adjustable		


FLEXTOOL



BLIND PLATES

Pos.	Art.No.	Description	Remark	Picture
5.8	A-13432	Blind plate to cap not used spray nozzle connections		
5.9	A-14833	Blind plate to cap not used spray nozzle connections, allowing the connection of a blow tube		


FLEXTOOL



NOZZLE INSERTS

Pos.	Art.No.	Spray Cone	Spray Direction	Height [mm]	Remark	Picture
6.1	A-14008	standard	straight			
6.2	A-10511	45°	straight			
6.3	A-10510	60°	straight			
6.4	A-14835	standard	45°			


FLEXTOOL







NOZZLE INSERTS

Pos.	Art.No.	Spray Cone	Spray Direction	Height [mm]	Remark	Picture
6.5	A-14857	60°	45°			
6.6	A-15903	standard	90°			
6.7	A-15944	60°	90°			
6.8	A-18871	standard	90° (2x45°)		with 30 mm extension	


FLEXTOOL





NOZZLE INSERTS

Pos.	Art.No.	Spray Cone	Spray Direction	Height [mm]	Remark	Picture
6.9	A-18872	standard	90° (2x45°)		with 50 mm extension	
6.10	A-18873	standard	135° (90°+ 45°)		with 30 mm extension	
6.11	A-18874	standard	135° (90°+ 45°)		with 50 mm extension	
6.12	A-18875	standard	180° (2x90°)		with 30 mm extension	

FLEXTOOL



NOZZLE INSERTS

Pos.	Art.No.	Spray Cone	Spray Direction	Height [mm]	Remark	Picture
6.13	A-18876	standard	180° (2x90°)		with 50 mm extension	
6.14	A-17263	standard	straight		fixed orifice	
6.15	A-18061	standard	90°		lateral spray cone	