



Solutions

HVAC systems

HVAC systems

Solutions for



Air handling units

Heat pumps

Chillers

Roof tops

Pellet burners

ABOUT CARLO GAVAZZI

Carlo Gavazzi Automation is an international group active in the design, manufacture and marketing of electronic equipment targeted at the global markets of industrial and building automation.

Our history is full of firsts and our products are installed in a huge number of applications all over the world. With more than 80 years of successful operation, our experience is unparalleled.

We have our headquarters in Europe and numerous offices around the world.

Our R&D competence centres and production sites are located in Denmark, Italy, Lithuania, Malta and the People's Republic of China.


We operate worldwide through 22 of our own sales companies and also selected representatives in more than 65 countries, from the United States in the West to the Pacific Rim in the East.

Our core competence in automation spans three product lines: Sensors, Switches and Controls.

Our wide array of products includes sensors, monitoring relays, timers, energy management system, solid state relays, safety devices and fieldbus systems.

We focus our expertise on offering state-of-the-art product solutions in selected market segments.

Our customers include original equipment manufacturers of packaging machines, plastic-injection moulding machines, food and beverage production machines, conveying and material handling equipment, door and entrance control systems, lifts and escalators, as well as heating, ventilation and air-conditioning devices.



DESIGNED TO MEET MARKET REQUIREMENTS

It is becoming more and more important to have an energy-efficient integrated HVAC system for buildings. That is why HVAC components, such as heat pumps, rooftops, chillers and air handling units need more effective control and energy saving features to improve overall performance.

HVAC trends also show the increasing use of permanent magnet motors to increase system efficiency, greatly reducing the footprint while increasing performance.

Communication is crucial between the building management system and the components downstream. The use of protocols such as BACnet or MODBUS is becoming more and more common,

involving components such as the main controllers, the compressor, the expansion valve, the energy meter and the softstarter.

Enhance performance with our monitoring relay solutions

- Various monitoring functions: phase sequence, phase loss and voltage level
- Compact dimensions

Increase system efficiency with our solutions for energy management

- Energy meters & power transducers
- Power analysers
- Current transformers
- Serial communications
- Solutions with BACnet communication
- Web-server solutions

Extend the lifetime of scroll compressors with easy to use soft starting solutions

- Dedicated solutions for scroll compressors
- 1- and 3-phase compact solutions
- 2- and 3-phase controlled solutions
- Integrated monitoring functions
- Modbus communication

Resistive heaters switching with solid state relays

- ON/OFF solid-state contactors
- Proportional controllers
- Wide range of 1-phase and 3-phase solutions
- Modular solutions

HVAC systems

Air handling units



Energy analyzers

**EM340
WM14**

Soft starters

RSGD

Variable frequency drives

**RVFF
RVLF**

Solid state relays

**RGC3P/RGC2P
RGC1P/RGS1P
RM1E**

Energy/power transducers

**CPT-DIN
ET340**

Monitoring relays

**DPB51/
DPB01
DWA01**

Solid state relays

**RG
RM
RK**

Carlo Gavazzi's comprehensive range of energy meters, energy analysers and power transducers keep your plant monitored 24/7.

The following communication protocols are available: Modbus, BACnet, M-bus and Profibus. Our web server solutions also provide multi-site monitoring.

Our easy to use and reliable soft starter range, with extended ramp-up times, ensures smoother centrifugal fan starts. An intelligent algorithm for current reduction and current balancing results in fewer electrical disturbances and less vibrations during starts. A wide selection of solid-state relays offers

analogue switching versions for the efficient control of resistor packs for heating or dehumidification and Zero Cross switching to reduce electrical spikes on the network.

Our compact monitoring relays for power factor monitoring allow the detection of broken belts in centrifugal fans.

- Efficiency improvement
- Easy access to monitored data via IT network
- Reduced maintenance and lower mechanical noise when fan starts
- Fewer electrical disturbances and lower current peaks
- Reduced air pressure shocks in the case of canvas ducts
- Optimal de-humidification



Heat pumps



Soft starters

**HDMS
RSBS
RSBD/RSBT**

Solid state relays

**RG
RM
RGC3P**

Monitoring relays

**DPA52
DPA51**

**Energy meters/
analysers**

**EM110
EM111
EM340**

Timers

**DAA51
DMB51**

Variable frequency drives

RVLF

Electro-mechanical relays

RMIA

Carlo Gavazzi's comprehensive range of solid state relays for auxiliary heater switching also includes low noise versions so as to reduce disturbance to the supply network.

Slim energy meters are available for 1-phase applications.

Our wide range of monitoring relays provides phase loss, phase sequence, over and under-voltage monitoring.

The complete range for fixed speed scroll compressors consists of 1- and 3-phase dedicated to soft starters and 2- and 3-phase controlled solutions with a patented self-learning algorithm to limit scroll compressor start current. The RSBS and RSBT soft starters are compliant with EMC Class B (residential).

- Noise-free switching of auxiliary heaters
- Plug'n'play soft starting solutions
- Best-in class current reduction
- Compliant with the stringent requirements for noise emissions
- Easy to fit in electrical panels

- More protection for the compressor
- Quick detection of abnormal conditions
- Compatibility with permanent magnet motors




HVAC systems

Chillers



Monitoring relays	Switching power supplies	Soft starters	Power quality analyzers	Energy analyzers	Energy/power transducers	Variable frequency drives	Capacitive level sensor
DPB52/DPB01 DPA51/DPA52 DPA53/DLA71	SPDC/SPDM SPM/SPPC	RSBD/RSWT RSBT/RSGD	WM20 WM40 WM30	WM15 EM210 EM330/EM340	ET340 CPT	RVLF	CD34CNF

Carlo Gavazzi's compact and cost-effective range of power supplies, timers and monitoring relays are designed to meet your toughest specification requirements for panel mounting. 2-phase controlled solutions with current balancing, 3-phase scroll compressor soft starters up to 95 A with



a dedicated algorithm for multi-scroll compressor applications. Our solutions for energy management for DIN and panel mount are comprehensive and versatile for the monitoring and power analysis. Modbus or BACnet communication ports are available for communication with controllers and BMS.

- Easy installation even in limited space
- Protection of compressors
- Reduction of starting current by 50%
- No settings required
- Improved efficiency
- Remote access to data
- Easy integration into existing communication networks

The WM15 is a power analyzer with MID certification extended to an Aaron connection: this allows a legal measurement of the HVAC plant consumption and, in case of proven savings, access to the green/white certificates or incentives.

In order to duly monitor the water level in the tank, a CD34 sensor can be strapped to the pipe, informing the control system about the status of the water level at this point.

Roof tops



Monitoring relays

DPA51/DPA52
DPB01/DPB52

Switching power supplies

SPM
SPDC/SPDM
SPPC

Soft starters

RSBT
RSWT
RSBD

Power quality analyzers

WM40
WM30
WM20

Energy meters/analyzers

EM24

Solid state relays

RGC3P
RGC3A
RGC1P

Carlo Gavazzi's range of energy meters and power analyzers fulfil all requirements in terms of both features and costs, for remote monitoring of energy consumption.

The comprehensive communication protocols and web-server solutions allow flexible and easy integration.

We offer proportional controllers for heaters and fans. Our compact IP20 solutions with phase angle control for fan speed regulation (1-phase and 3-phase), also 2-phase solutions for resistive heater modulation (RGC2P) full cycle switching. Our range of soft starters are able to provide integrated diagnostic functions for additional protection.

The related operational temperature range is up to 60°C. The self-learning algorithm, which is active at every compressor start, ensures that the compressor always starts with the correct parameters. Modbus communication is also available to transmit real-time data to the machine controller.

- Efficiency improvement
- Easy data transmission to the BMS or the controller
- Automatic settings
- Reliable operation even at high temperatures
- Compact and cost-effective solutions



HVAC systems

Pellet burners



Inductive proximity sensors

ICB12
ICB18

IO-Link inductive sensors

ICB12
ICB18
ICB30

Capacitive sensors

CA30CA
CD50
CA18

IO-Link capacitive sensors

CA30CAN
CA18CAN

Solid state relays

RM1A
RP1

Carlo Gavazzi's compact and cost-effective series of solid state relays is widely known for its reliability and robustness for high switching frequencies of water pump or smoke fan.

Our ICB inductive sensors are used to detect the position of the dampers so as to direct the air flow where needed. Short circuit, reverse polarity and transients protection is assured.

Our new 4th generation of Tripleshield sensors CA30CA.. allows a dust alarm to be sent when the sensor gets dirty and needs to be cleaned.

A temperature alarm is sent when the temperature exceeds 60°C.

EMC immunity and high sensing capability ensure correct detection in all conditions, especially where pellet-dust remains on the reservoir surface.

The new CA30CAN25... IO-Link sensor has a 16 bit "analogue" value present in the cyclic process data file, giving information about the density of the wooden pellets around the sensor, allowing the customer to change the speed of the worm drive to feed the correct amount of pellets to the burner.

The alarm temperature in this sensor can be set up at the appropriate value by the customer.

- High switching frequency
- Silent and reliable operation even in harsh environments
- Safer operation of the burner
- Intelligent alarms
- Different configurations available, tailored to specific needs



Our expertise in scroll compressors



Soft starters

**RSBS
HDMS**

Monitoring relays

DPA51/DPA52

Soft starters

**RSBD
RSBT**

In a heat pump, as well as in a rooftop or in a chiller unit, the compressor is the heart of the system. It supplies the inverse cycle and is also the most expensive and energy-consuming device in the machine. When starting, the scroll compressor operates in a very abrupt way and this can lead to undesirable effects to the machine itself and to the nearby environment. A direct on-line (DOL) start is performed in just 3 cycles (around 60 ms) for a 3-phase machine and a little more for 1-phase ones. This can result in rapid inrush current (around 8 times the nominal current) and significant vibrations. The first effect of high inrush current is voltage fluctuations during starts, especially where the grid is not so resistant, as in many domestic or commercial environments

or in locations far from the energy source. This leads to lights flickering and potential interference with equipment such as LAN networks, Wifi, smartphones and tablets. The second effect is that the nominal current for the utility contract may be exceeded, which could result in fines from the energy supplier or having to increase the contract power at a higher cost. In addition, direct on-line starts cause wear and tear to the coils, reducing the lifetime of the compressor. Vibrations mainly cause a shock to the motor, starting from the shaft, which means shorter compressor lifetime. They also lead to mechanical shock to the pipes which, especially in the long term and for larger machines, can cause refrigerant leakage. Last but not least, the noise of a

direct on-line start can be rather annoying. These problems can be solved by using our range of soft starters specifically designed for scroll compressor applications. Inrush current is reduced by 50 to 55% and the compressor is started within 1s, allowing a smooth start and proper compression and lubrication. The 3-phase RSBD and RSBT soft starters are provided with an auto-adaptive algorithm which ensures the best inrush current reduction at every start. As the soft starter follows the changes in the compressor and the system over time, no setting is needed. At the same time, when unexpected conditions occur, such as a very high pressure difference in the refrigeration circuit, the soft starter will react ensuring starting even in the worst conditions.

HVAC systems

Our product range

3-phase scroll compressor soft starters



RSBT

- Enhanced current reduction capability with patented auto-adaptive algorithm
- Integrated advanced diagnostic functions
- 3-phase controlled and internally bypassed
- Compliant with Residential (Class B) Limits for Emissions
- cULus listed, VDE (EN60335-2-40), CCC approved

MAIN FEATURES

- Plug and play: no external settings needed
- Typically >50% scroll compressor inrush current reduction
- Compact dimensions: better panel space savings

3-phase scroll compressor soft starters



RSBT 120 mm

- Patented algorithm achieves 50% current reduction vs direct on line start
- Operational current: 55/70/95 AAC
- Operational voltage: 220 - 480 VAC, 50/60 Hz
- Alarm, Top of ramp relay output
- cULus, CCC, EAC approved

MAIN FEATURES

- Multi-voltage operation: 220 - 480 VAC
- Plug and play: no user settings required
- 3-phase controlled with internal bypass
- Modbus RTU over RS485 serial communication

1-phase scroll compressor dynamic starter



HDMS

- Operational current: up to 37 AAC
- Operational voltage: 110 - 230 VAC 50/60 Hz
- Current reduction vs DOL: up to 75%
- Compliant with residential (Class B) limits for emissions
- cULus approved

MAIN FEATURES

- No need for a start capacitor
- Self-learning algorithm
- Plug and play: no user settings required
- Modbus RTU and NFC interface

3-phase scroll compressor soft starters



RSBD 45mm / RSBD 75 mm

- Self-learning algorithm for current reduction and current balancing
- Operational current: 55/70/95 AAC (RSBD 75 mm), 12 AAC up to 45 AAC @ 40°C (RSBD 45 mm)
- Multi-voltage operation: 220 - 600 VAC (RSBD 75mm) 220 - 400 VAC (RSBD 45mm), 50/60 Hz
- Alarm, Top of ramp and Run relay output
- cULus, CCC, EAC approved

MAIN FEATURES

- Plug and play: no user settings required
- Internally bypassed
- Compact dimensions: 95 A in 75 mm wide housing (RSBD 75mm)

3-phase pump and ventilator soft starters



RSWT 45/75/120 mm

- Motor rating: up to 45 kW (90 AAC)
- 3-phase controlled & internally bypassed
- Ramp-up/Ramp-down time: up to 20 sec
- "Operational voltage: RSWT40: 220 - 400 VAC, RSWT60: 220 - 600VAC"
- PTC input, Alarm - Top of Ramp - Run relay indication

MAIN FEATURES

- Easy to use and setup
- Self-learning algorithm to improve pump starts/stops
- Integrated overload protection (Class 10)

1-phase scroll compressor soft starters



RSBS

- Current limit starting
- Advanced diagnostic functions
- Internally bypassed
- Up to 10 starts per hour
- External start capacitor option
- cULus, EAC approved

MAIN FEATURES

- Plug and play: no external settings needed
- Space saving IP20 design
- Integrated starting capacitor
- Optimised algorithm for high pressure starts

Our product range

Compact motor soft starters



RSGD 45 / 75 mm

- Operational voltage range: 187-440 VAC, 187-660 VAC
- Operational current range: 12 AAC up to 100 AAC
- Control voltage: 24 VAC/DC, 110-400 VAC
- Auxiliary relays for top of ramp and alarms
- cULus, CCC, EAC approved

MAIN FEATURES

- Compact dimensions: up to 22 kW in 45 mm wide housing (RSGD 45 mm), up to 55 kW in 75 mm wide housing (RSGD 75 mm)
- Easy to setup: self-learning algorithm
- Internally bypassed and supplied

Variable frequency drives



RVFF

- 6 compact frame sizes. Panel mount
- 3-phase supply. Output ratings up to 160 kW
- Multi motor control: VF, SLV, PMSLV
- Integrated filters up to 55 kW
- cULus, CE approved

MAIN FEATURES

- Permanent magnet motor control with sensor-less vector algorithms
- Built-in multi fans/pumps control, up to 8 with IO card
- On board PID and PLC functions for efficient control of HVAC system

Variable frequency drives



RVLF

- 4 mini frame sizes for ratings up to 11 kW
- Input voltage options for 110 V, 230 V and 400 V
- Efficient control via VF or SLV algorithms
- Integrated Class A filters for most models
- cULus, CE approved

MAIN FEATURES

- Sensor-less vector control for precise speed control
- PTC inputs allow monitoring of motor temperature
- On board PID functions for effective control via feedback

PCB mounted solid state relays



RP1

- Dimensions: 37 x 43 x 22 mm, PCB mounted
- Rated operational voltage: up to 480 VAC
- Rated operational current: up to 10 AAC
- Control input range: 4-32 VDC
- CE, cURus, EAC approved

MAIN FEATURES

- Zero cross or instant-on switching
- Optional DIN mounting with RP..Mx accessory

1-phase solid state relays



RGS1A / RGC1A

- Product width 17.5 mm up to 70 mm, DIN or panel mounting
- Ratings: up to 660 VAC, 90 AAC, 18000 A²s
- Integrated output overvoltage protection
- Control input: 4-32 VDC, 20-275 VAC (24-190 VDC)
- CE, cULus (RGC), UR (RGS), CSA (RGS), VDE, EAC, GL (up to 30 AAC) approved

MAIN FEATURES

- Integrated heatsink (RGC1A) or without heatsink (RGS1A)
- 100 kA short circuit current rating
- Optional overtemperature protection (RGC1A)

1-phase proportional controllers



RGS1P / RGC1P

- Product width 35 mm up to 70 mm, DIN or panel mounting
- Ratings: up to 660 VAC, 90 AAC, 18000 A²s
- Control input: 4-20 mA, 0-10 VDC, 0-5 VDC, 1-5 VDC, external potentiometer
- LED indication for control and load status
- CE, cULus (RGC), UR (RGS), CSA (RGS), EAC approved

MAIN FEATURES

- Power control via a selectable switching mode (phase angle, full cycle, advance full cycle or soft start switching)
- Compact dimensions
- Reliability with integrated overvoltage protection

HVAC systems

Our product range

1-phase solid state relays



RM1A / RAM1A

- Dimensions: 58.2 x 44.8 x 28.8 mm, panel mount
- Rated operational voltage: up to 660 VAC
- Rated current: 25 AAC, 50 AAC, 75 AAC, 100 AAC, 125 AAC
- Control input: 4-32 VDC, 20-280 VAC
- CE, cURus, CSA, VDE (RAM), EAC, CCC approved

MAIN FEATURES

- Zero cross or Random switching
- Suited for resistive, inductive or capacitive loads
- Integrated output overvoltage protection (RM1)

1-phase proportional controllers



RM1E

- Dimensions: 58.2 x 44.8 x 28.8 mm, panel mount
- Rated operational voltage: up to 660 VAC
- Rated current: 25 AAC, 50 AAC, 100 AAC
- Control input: 4-20 mA, 0-10 V
- CE, cURus, CSA, EAC approved

MAIN FEATURES

- Phase angle switching
- Integrated overvoltage protection
- 0 to 99% power output control

2-pole solid state relays



RK

- Dimensions: 45 x 58 x 33 (44) mm, panel mount
- Independent control (RKD2..) or common control (RK2..)
- Ratings : up to 660 VAC, 50 AAC /pole, 75 AAC /pole
- Control input: 4-32 VDC
- CE, cURus, CSA, VDE, EAC approved

MAIN FEATURES

- Integrated output overvoltage protection
- Pre-attached thermal pad
- Conformant to EN 60335-1

3-phase solid state contactors



RGC2A / RGC3A

- Product width 54 mm up to 70 mm, DIN mount
- Rated operational voltage: up to 660 VAC
- Rated current: up to 75 AAC/pole (RGC2A), 65 AAC/pole (RGC3A) @ 40°C
- Control input: 5-32 VDC, 20-275 VAC (24-190 VDC)
- CE, cULus, EAC, CCC approved

MAIN FEATURES

- Integrated output overvoltage protection
- Optional monitoring for SSR and load circuit malfunction (RGC..M)
- 100 kA short circuit current rating

3-phase proportional controllers



RGC2P / RGC3P

- Product width 54 mm up to 70 mm, DIN mount
- Rated operational voltage: 180 - 660 VAC
- Rated current: up to 75 AAC/pole (RGC2P), 65 AAC/pole (RGC3P) @ 40°C
- Control input: 0-20 mA, 4-20 mA, 12-20 mA, 0-10 V, 0-5 V, 1-5 V, external potentiometer
- CE, cULus, EAC, CCC approved

MAIN FEATURES

- Integrated output overvoltage protection
- Phase angle, Distributed full cycle or Soft start as switching modes
- Integrated monitoring for SSR and load circuit malfunction

3-phase monitoring relays



DPA51 / DPA52

- 81 x 17.5 x 67.2 mm; DIN-rail housing
- Phase sequence and phase loss, regenerated voltage detection
- 3 phase AC (own power supply)
- Power supply 208 - 480 VAC
- CE, UL, CSA and CCC

MAIN FEATURES

- Motors protection from reverse running and phase loss
- 1 DIN module width. Suitable for NORM panels
- No setup needed (plug&play)

Our product range

3-phase monitoring relays



DPA53

- Dimensions: 81 x 17.5 x 67.2 mm DIN rail housing
- Phase sequence and phase loss, regenerated voltage detection
- Adjustable undervoltage setpoint
- Power supply 208 - 240VAC; 380 - 480 VAC
- CE, UL, CSA and CCC

MAIN FEATURES

- Motors protection from reverse running and phase loss
- 1 DIN module width. Suitable for NORM panels
- Protects from failure due to overheating under low mains

3-phase voltage relays



DPB51 / DPB52

- 81 x 17.5 x 67.2 mm; DIN-rail housing
- Phase sequence and loss; overvoltage and undervoltage detection + time delay
- 3 phase connection; 3 phase + neutral connection [DPB51]
- Power supply 208-480 VAC
- CE, UL and CCC

MAIN FEATURES

- Complete mains monitoring in a space saving solution
- Neutral loss protection [DPB51]
- Small size for the control panel

Cosφ relays



DWA01

- Dimensions 83 x 22.5 x 99.5 mm DIN rail housing
- Cosφ monitoring relays
- Direct current input or by CT
- Power supply 208 - 240 VAC; 380 - 480 VAC
- CE, UL and CSA

MAIN FEATURES

- Detects any potentially dangerous change of the cosφ
- Overload detection (e.g.: blocked pipe)
- Easy setup

Pump alternating relays



DLA71 / DLA73

- 81 x 35,5 x 67,2 mm; DIN-rail housing
- Pump alternating relay for 2 or 3 pumps
- Galvanically separated power supply, 24/48 VAC or 115/230 VAC
- 2x or 3x 5 A SPST output
- CE, UL and CSA

MAIN FEATURES

- Built-in function for automatic rotation of the pumps
- Built-in delay for the second or third pump in case of simultaneous activation is required
- Built-in function for automatic rotation of the pumps

Star-delta timer



DAC51

- 81 x 17,5 x 67,2 mm; DIN-rail housing
- Start/delta function for induction motors
- Combined AC and DC power supply
- Repeatability: < 0.2%
- CE, UL, CSA

MAIN FEATURES

- Protects the motor from big inrush currents
- Star-delta control function with star and star-to-delta adjustable time
- Voltaic arc reduction during star to delta switch

Timers



DAA51 / DMB51

- 81 x 17,5 x 67,2 mm; DIN-rail housing
- Delay on operate function [DAA], multifunction [DMB]
- Combined AC and DC power supply
- Repeatability: < 0.2%
- CE, UL, CSA, RINA [DMB51]

MAIN FEATURES

- Wide range of timing functions
- Timing range 0.1 s to 100 h
- 5 A SPDT relay

HVAC systems

Our product range

Power transducers



CPT-DIN

- Dimensions: 83.5 x 45 x 98.5 mm DIN rail housing
- Accuracy 0.5 % (voltage, current)
- Measurement by CT and VT
- Front protection degree IP20
- Analogue, digital, pulse or serial outputs available

MAIN FEATURES

- Very compact size power transducer
- Provides electrical variables set to a PLC to manage compressors and other loads
- Suitable for on-board panel installation

3-phase energy transducers



ET340

- Dimensions: 3 DIN module; DIN-rail mounting
- Measurement of voltage, current, power, power factor, frequency, THD (V, A)
- Bi-directional energy metering, 2 tariffs, cl. 1 (EN62053-1)
- Measuring inputs: 208 to 400 V_L AC, 65 A

MAIN FEATURES

- Self-powered
- RS485 Modbus port (screw, 2x RJ45)
- Optical port
- Sealable terminal covers
- CE approved

1-phase energy meters up to 45A



EM110

- 1 DIN module
- Electromechanical totalizer
- Bi-directional energy metering, 7 digits cl. B (EN50470)
- Measuring inputs: 115/230 VAC, 32A (max 45A)

MAIN FEATURES

- Self-powered
- Pulse output
- Sealable terminal covers
- CE, MID (PFB)

1-phase energy analyzers up to 45A



EM111

- 1 DIN module
- Backlit touch LCD
- Measurement of voltage, current, power, power factor and frequency
- Bi-directional energy metering, 7 digits cl. B (EN50470)
- Measuring inputs: 115/230 VAC, 32A (max 45A)

MAIN FEATURES

- Self-powered
- Dual tariff management
- Pulse output or RS485 Modbus or M-Bus port
- Sealable terminal covers
- CE, MID (PFA and PFB)

3-phase energy analyzers



EM210

- Dimensions: 4 DIN modules or 72 x 72 mm
- Installation: DIN-rail or panel mounting in a single product
- 3-phase energy meters with CT/VT connection
- Measurement of voltage, current, power, power factor and frequency
- Pulse output
- RS485 Modbus RTU, high speed (up to 115kbps)

MAIN FEATURES

- Self-powered
- Sealable terminal covers
- Very compact housing to save space
- CE, cULus, MID approved

3-phase energy analyzers



EM24 DIN

- 4 DIN modules
- 3-phase energy meters with direct connection
- Current input up to 65 A or 5 A
- Class B (kWh) acc. to EN50470
- Pulse open collector output
- Modbus RTU or Ethernet, M-bus (wired and wireless) or Dupline® port

MAIN FEATURES

- Direct measurement in a very compact housing to save space
- Suitable for measuring generated and consumed energy
- CE, MID, cULus (only EM24 5A)

3-phase energy analyzers for direct current up to 5A



EM330

- 3 DIN modules
- Backlit touch LCD
- Measurement of voltage, current, power, power factor and frequency
- Bi-directional energy metering, 3x 8-digit, cl. B (EN50470)
- Measuring inputs: 230 to 400 V_L AC, 5 A

MAIN FEATURES

- 90 - 260 VAC/DC
- Dual tariff management
- Pulse output or RS485 Modbus or M-Bus port
- Sealable terminal covers
- CE, MID (PFA and PFB), cULus

3-phase energy analyzers for direct current up to 65A



EM340

- 3 DIN modules
- Backlit touch LCD
- Measurement of voltage, current, power, power factor and frequency
- Bi-directional energy metering, 3x 8-digit, cl. B (EN50470)
- Measuring inputs: 230 to 400 V_L AC, 65 A

MAIN FEATURES

- Self-powered
- Dual tariff management
- Pulse output or RS485 Modbus or M-Bus port
- Sealable terminal covers
- CE, MID (PFA and PFB)

Our product range

3-phase power analyzers



WM15

- 96 x 96 mm panel mounting housing
- Accuracy 0.5 % (voltage, current)
- Class 1 EN62053-21 and Class B EN50470-3 (MID)
- Self or aux. power supply
- Digital output and serial port
- Optical port
- CE, MID (for 3-phase with Neutral and Aaron connections), cULus approved

MAIN FEATURES

- Suitable to measure generated and consumed energy, with relevant hourmeters
- Easy and error-proof programming
- Fast commissioning in few minutes thanks to the freeware UCS software or Android App

3-phase power analyzers



WM20

- 96 x 96 mm panel mounting housing
- Accuracy 0.2 % (voltage, current)
- Class 0.5S (kWh)
- Universal power supply
- Front protection degree IP65, NEMA4X, NEMA12
- cULus approved

MAIN FEATURES

- Provides installation data to a SCADA to manage the whole system
- Modular housing to build the instrument according to the real application needs
- Modbus, Ethernet, Profibus, BACnet (IP and MS/TP) communication ports

3-phase power quality analyzers



WM30

- 96 x 96 mm panel mounting housing
- Accuracy 0.2 % (voltage, current)
- Class 0.5S (kWh)
- Universal power supply
- Front protection degree IP65, NEMA4X, NEMA12
- Optional analogue and digital outputs
- cULus

MAIN FEATURES

- Modular housing to build the instrument according to the real application needs
- Modbus and BACnet (both RS485 or Ethernet), Profibus DPV0, and EtherNet/IP communication port available

3-phase power quality analyzers



WM40

- 96 x 96 mm panel mounting housing
- Accuracy 0.2 % (voltage, current)
- Class 0.5S (kWh)
- Universal power supply
- Front protection degree IP65, NEMA4X, NEMA12
- Optional analogue and digital outputs
- Optional analogue and digital inputs
- cULus

MAIN FEATURES

- Built-in datalogger for instantaneous variables, dmd profiles and events
- Modular housing to build the instrument according to the real application needs
- Modbus and BACnet (both RS485 or Ethernet), Profibus DPV0, and EtherNet/IP communication port available

Capacitive sensors



CA18

- Dimensions: M18 / M30
- Tripleshield™ sensor protection
- Plastic housing, DC and AC versions
- Sensing distance 0.5-12 mm
- CE, UL, CSA approved

MAIN FEATURES

- Optimised features for level detection in plastic and rubber applications
- Sensing face can withstand temperatures up to 120°C
- Protection: short circuit, transient and reverse polarity

Capacitive sensors



CA30

- 4-12 mm sensing distance adjustable
- Time delay on operate or release, up to 10 minutes adjustable
- Multi voltage supply: 20.4-255 VAC/DC
- 2 A, SPDT relay output
- Housing M30 x 100 mm
- CE, cULus approved

MAIN FEATURES

- Level sensor for solid, fluid or granulated substances
- IP67, NEMA 1, 2, 4, 4X, 5, 6, 6P, 12

Capacitive sensors



CA30CA.. series

- High EMC Immunity.
- M30 mm housing, easy to mount
- Power supply 10-40 VDC, 200 mA NPN or PNP, NO and NC
- CE, UL, CSA approved

MAIN FEATURES

- Reliable detection of pellets in the burner's feeding system
- Dust alarm output
- Temperature alarm output at 60°C

Capacitive sensors with IO-Link



CA18../CA30..IO series

- Dimensions: M18 / M30 (Plastic)
- 4th generation TRIPLESIELD™ Technology
- IO-Link communication with timer, diagnostics and logic functions
- Sensing distance up to 30 mm
- CE, cULus approved

MAIN FEATURES

- High EMC immunity
- ESD ratings up to 40 KV
- Sensing face temperature up to 120°C
- Best immunity towards Inverters

HVAC systems

Our product range

Conductive level systems



CLD / CLP

- Exact level detecting with insulated electrodes
- SPDT 8 A relay output
- 24-240 AC/DC or 230 AC or 115 AC
- CE, UL, CSA approved

MAIN FEATURES

- Detection of condensed water from air conditioning system
- Easy to install with simple electrodes
- Wide sensitivity 250 Ω to 500 k Ω

Conductive level probes



CLH

- 3-5 stainless steel electrodes
- User defined electrode length
- Insulation available in Kynar or Polyolefine
- 1 1/2" pipe thread mounting
- IP65/68 rating

MAIN FEATURES

- -20°C to 90°C
- Replaceable electrodes
- Extendable electrodes

Capacitive level sensor



CD34CNF

- Dimensions 8 x 16 x 34 mm
- Power supply: 10 - 30 DC
- Output: NPN/PNP/NO or NC
- Connectivity: cable or M8 4-pin Pig-tail
- Approvals/Marks: CE - cULus - ECOLAB

MAIN FEATURES

- Detecting water-based liquids (up to 50 mS)
- Automatic adaption to tank wall thickness
- Eliminating influence from build-up or foam
- IP65, 66, 67, 68, 69K NEMA type 1,2,4,4X,5,12
- Protection: reverse polarity, shortcircuit and transients

Capacitive sensors



CD50

- Dimensions: 50 x 30 x 7 mm
- Flat pack sensor, easy to mount
- Power supply 10-30 VDC, 50 mA NPN or PNP, NO or NC
- CE approved

MAIN FEATURES

- Detection of condensed water from Airconditioning system

Inductive proximity sensors



ICB12 / ICB18

- M12 and M18 NPB housing in short or long barrel lengths
- Sensing distance from 2 mm up to 20 mm
- Output functions: NO or NC, NPN or PNP
- Two meter oil resistant PVC cable or M12 plug version
- CE, cULus, cCSAus approved

MAIN FEATURES

- High precision and reliability thanks to the microprocessor technology
- Eco-friendly potting material
- Short-circuit and overload LED indication
- Laser engraved on front cap, permanently legible

Inductive proximity sensors with IO-Link



ICB12..IO / ICB18..IO / ICB30..IO

- Nickel-plated brass M12, M18 or M30 cylindrical threaded barrel housings
- Sensing distance from 4 mm to 22 mm
- Output functions: programmable NO or NC, NPN, PNP or push-pull
- Two meter PVC cable or M12 plug version
- CE, cULus approved

MAIN FEATURES

- Operating temperature: -25°C to +70°C (-13° to +158°F), and -40°C to +70°C (-40° to +158°F) for M12-plug version
- Adjustable sensing distance and hysteresis and configurable output
- IO-Link v1.1. and smart sensor profile

Our product range

Photoelectric level sensors



VP / VPA / VPB

- 3/8 "pipe thread x 70.5 (74 mm) housing
- Power supply 10-40 VDC, 200 mA NPN or PNP, NO and NC
- CE approved

MAIN FEATURES

- Detection of condensed water from Air-conditioning system
- Reliable detecting of water even with oil presence

Switching power supplies



SPD

- Output power 5 W to 480 W
- Universal input range of 110-240 VAC or up to 370 VDC
- Short Circuit, overload and overvoltage protection
- PFC > 100 W
- CE, cULus, cURus, UL1310 Class 2 (up to 90W), ISA 12.12.1 Class I Div2, TÜV, CCC

MAIN FEATURES

- DC OK signal
- Parallel connection
- Screw, spring or detachable terminal connectors

Switching power supplies



SPDM

- Plastic and metal housing with compact size
- Output power 30 W to 240 W
- Universal input range of 110-240 VAC or up to 370 VDC
- Short Circuit, overload, overvoltage and over temperature protection
- CE (all), cULus (all except 240 W) and cURus (only 120 W), UL1310 Class 2 (up to 72 W, for 72 W only for 24 VDC models)

MAIN FEATURES

- Save up to 20% panel space
- High efficiency and wide operating temperature
- Screw, spring terminal connectors

Switching power supplies



SPDC

- Compact dimensions, 120 W/240 W/480 W
- 120 W - 12/24 VDC ; 240 W - 24 VDC ; 480 W - 24/48 VDC
- High efficiency >90%, and operating temperature -25°C to 70°C
- Universal input 90 VAC ~ 264 VAC / 127 VDC ~ 370 VDC
- CE, cULus and cURus

MAIN FEATURES

- 150% power boost for up to 3 seconds
- In built active-PFC
- Parallel connection selection switch

Switching power supplies




SPM

- DIN rail housing
- Low profile models
- Universal input 90-264 VAC / 120-370 VDC
- Single phase and battery charger versions available
- CE, cULus, cURus, UL1310 Class 2 (up to 91.2 W), ISA 12.12.1 Class I Div2, TÜV

MAIN FEATURES

- Operating temperature w/o derating -25°C to +60°C
- Short circuit and Overload protection
- High efficiency (up to 89%)

Enclosed power supplies



SPPC

- Universal Input 115 / 230Vac
- Output Voltages: 5V, 12V, 24V and 48V
- Output powers from 25 to 800W
- Wide temp range from -25°C to +70°C (-13°F to 158°F)
- CE, cURus

MAIN FEATURES

- Fully protected output: OVP, SCP
- Very compact dimension
- PFC versions available from >75W

HVAC systems

Our product range

AC current transformers



E83

- 56 x 22.5 x 49 mm; DIN-rail housing
- 7 input ranges from 5 A to 50 A AC
- Output 4-20 mA DC
- No power supply
- CE, cURus

MAIN FEATURES

- Easy PLC interfacing
- Automatic output scaling
- LED indication

Slim industrial relays



RSLM

- SPST or SPDT option
- Contact rating for 6 A, 250 VAC/30 VDC
- Coil voltage from 12 VDC to 60 VDC
- Suitable for use with PLCs, valves actuation or solenoids
- VDE, CQC, cURus, CSA

MAIN FEATURES

- 5 mm ultra slim width
- DIN rail mount [ZRLS socket] or PCB mount [ZRLP]
- Surge voltage of up to 6 kV

Electromechanical relays



RMIA series

- 2 x 10 A and 4 x 5 A versions
- DC coils: 6-220 V
- AC coils: 6-380 V
- Free wheeling diode integrated
- Sockets for PCB or DIN rail installations

MAIN FEATURES

- Contacts suitable for High Inrush loads
- Very compact size
- LED, latchable mechanical push button and flag as standard

Electromechanical relays



RCP series

- 2 x 10 A and 3 x 10 A contacts
- Industry standard relay
- High immunity to supply voltage fluctuation
- DC coils: 6-110 V
- AC coils: 6-230 V

MAIN FEATURES

- Octal and Undecal
- LED, latchable mechanical push button and flag as standard
- Wide selection of sockets for PCB and DIN rail



OUR SALES NETWORK IN EUROPE

AUSTRIA

Carlo Gavazzi GmbH
Ketzergrasse 374,
A-1230 Wien
Tel: +43 1 888 4112
Fax: +43 1 889 10 53
office@carlogavazzi.at

FRANCE

Carlo Gavazzi Sarl
Zac de Paris Nord II, 69, rue de la Belle Etoile,
F-95956 Roissy CDG Cedex
Tel: +33 1 49 38 98 60
Fax: +33 1 48 63 27 43
french.team@carlogavazzi.fr

ITALY

Carlo Gavazzi SpA
Via Milano 13,
I-20045 Lainate
Tel: +39 02 931 761
Fax: +39 02 931 763 01
info@gavazziacbu.it

SPAIN

Carlo Gavazzi SA
Avda. Iparraguirre, 80-82,
E-48940 Leioa (Bizkaia)
Tel: +34 94 480 4037
Fax: +34 94 431 6081
gavazzi@gavazzi.es

BELGIUM

Carlo Gavazzi NV/SA
Mechelsesteenweg 311,
B-1800 Vilvoorde
Tel: +32 2 257 4120
Fax: +32 2 257 41 25
sales@carlogavazzi.be

GERMANY

Carlo Gavazzi GmbH
Pfnorstr. 10-14
D-64293 Darmstadt
Tel: +49 6151 81000
Fax: +49 6151 81 00 40
info@gavazzi.de

NETHERLANDS

Carlo Gavazzi BV
Wijkermeerweg 23,
NL-1948 NT Beverwijk
Tel: +31 251 22 9345
Fax: +31 251 22 60 55
info@carlogavazzi.nl

SWEDEN

Carlo Gavazzi AB
V:a Kyrkogatan 1,
S-652 24 Karlstad
Tel: +46 54 85 1125
Fax: +46 54 85 11 77
info@carlogavazzi.se

DENMARK

Carlo Gavazzi Handel A/S
Over Hadstenvvej 40,
DK-8370 Hadsten
Tel: +45 89 60 6100
Fax: +45 86 98 15 30
handel@gavazzi.dk

GREAT BRITAIN

Carlo Gavazzi UK Ltd
4.4 Frimley Business Park,
Frimley, Camberley, Surrey GU16 7SG
Tel: +44 1 276 854 110
Fax: +44 1 276 682 140
sales@carlogavazzi.co.uk

NORWAY

Carlo Gavazzi AS
Melkeveien 13,
N-3919 Porsgrunn
Tel: +47 35 93 0800
Fax: +47 35 93 08 01
post@gavazzi.no

SWITZERLAND

Carlo Gavazzi AG
Verkauf Schweiz/Vente Suisse
Sumpfstrasse 3,
CH-6312 Steinhausen
Tel: +41 41 747 4535
Fax: +41 41 740 45 40
info@carlogavazzi.ch

FINLAND

Carlo Gavazzi OY AB
Ahventie, 4 B
FI-02170 Espoo
Tel: +358 9 756 2000
myynti@gavazzi.fi

PORTUGAL

Carlo Gavazzi Lda
Rua dos Jerónimos 38-B,
P-1400-212 Lisboa
Tel: +351 21 361 7060
Fax: +351 21 362 13 73
carlogavazzi@carlogavazzi.pt

OUR SALES NETWORK IN THE AMERICAS

USA

Carlo Gavazzi Inc.
750 Hastings Lane,
Buffalo Grove, IL 60089, USA
Tel: +1 847 465 6100
Fax: +1 847 465 7373
sales@carlogavazzi.com

CANADA

Carlo Gavazzi Inc.
2660 Meadowvale Boulevard,
Mississauga, ON L5N 6M6, Canada
Tel: +1 905 542 0979
Fax: +1 905 542 22 48
gavazzi@carlogavazzi.com

MEXICO

Carlo Gavazzi Mexico S.A. de C.V.
Circuito Puericultores 22, Ciudad Satelite
Naucalpan de Juarez, Edo Mex. CP 53100
Mexico
T +52 55 5373 7042
F +52 55 5373 7042
mexicosales@carlogavazzi.com

BRAZIL

Carlo Gavazzi Automação Ltda. Av.
Francisco Matarazzo, 1752
Conj 2108 - Barra Funda - São Paulo/SP
Tel: +55 11 3052 0832
Fax: +55 11 3057 1753
info@carlogavazzi.com.br

OUR SALES NETWORK IN ASIA AND PACIFIC

SINGAPORE

Carlo Gavazzi Automation Singapore Pte. Ltd.
61 Tai Seng Avenue #05-06
Print Media Hub @ Paya Lebar iPark
Singapore 534167
Tel: +65 67 466 990
Fax: +65 67 461 980
info@carlogavazzi.com.sg

MALAYSIA

Carlo Gavazzi Automation (M) SDN. BHD.
D12-06-G, Block D12,
Pusat Perdagangan Dana 1,
Jalan PJU 1A/46, 47301 Petaling Jaya,
Selangor, Malaysia.
Tel: +60 3 7842 7299
Fax: +60 3 7842 7399
sales@gavazzi-asia.com

CHINA

Carlo Gavazzi Automation
(China) Co. Ltd.
Unit 2308, 23/F.,
News Building, Block 1, 1002
Middle Shennan Zhong Road,
Shenzhen, China
Tel: +86 755 83699500
Fax: +86 755 83699300
sales@carlogavazzi.cn

HONG KONG

Carlo Gavazzi Automation
Hong Kong Ltd.
Unit No. 16 on 25th Floor, One Midtown,
No. 11 Hoi Shing Road, Tsuen Wan,
New Territories, Hong Kong
Tel: +852 26261332
Fax: +852 26261316

OUR COMPETENCE CENTRES AND PRODUCTION SITES

DENMARK

Carlo Gavazzi Industri A/S
Hadsten

MALTA

Carlo Gavazzi Ltd
Zejtun

ITALY

Carlo Gavazzi Controls SpA
Belluno

LITHUANIA

Uab Carlo Gavazzi Industri Kaunas
Kaunas

CHINA

Carlo Gavazzi Automation (Kunshan) Co., Ltd.
Kunshan

HEADQUARTERS

Carlo Gavazzi Automation SpA
Via Milano, 13
I-20045 - Lainate (MI) - ITALY
Tel: +39 02 931 761
info@gavazziautomation.com



CARLO GAVAZZI
Automation Components

Energy to Components!

www.gavazziautomation.com

