

Stainless steel housing
Hygienic design
No need for additional protection tubes

- IP69K full protection
- Housing: AISI316L stainless steel with roughness under 0.8 micron
- Window: Optical glass
- Rounded surfaces with no gaps or sharp edges
- No labels: All information laser marked
- Maximum safety: Type 4, finger resolution
- Three protection heights: 150, 300 and 450 mm
- 50 x 30 mm profile
- 4 LEDs and 7-segment display alignment aiding



SAFETY

APPLICATIONS

- Primary packaging and filling machinery
- Liquid aseptic processing: syringe filling
- Solid dose processing: tablet blistering
- RABS (Restricted Access Barrier Systems)



INDUSTRIES

Pharmaceutical Industry

	FINGER	HAND	ARM	BODY
TYPE 2				
TYPE 4	▪			

SG4-H14-015-00-X-B

TYPE	
4	Type 4

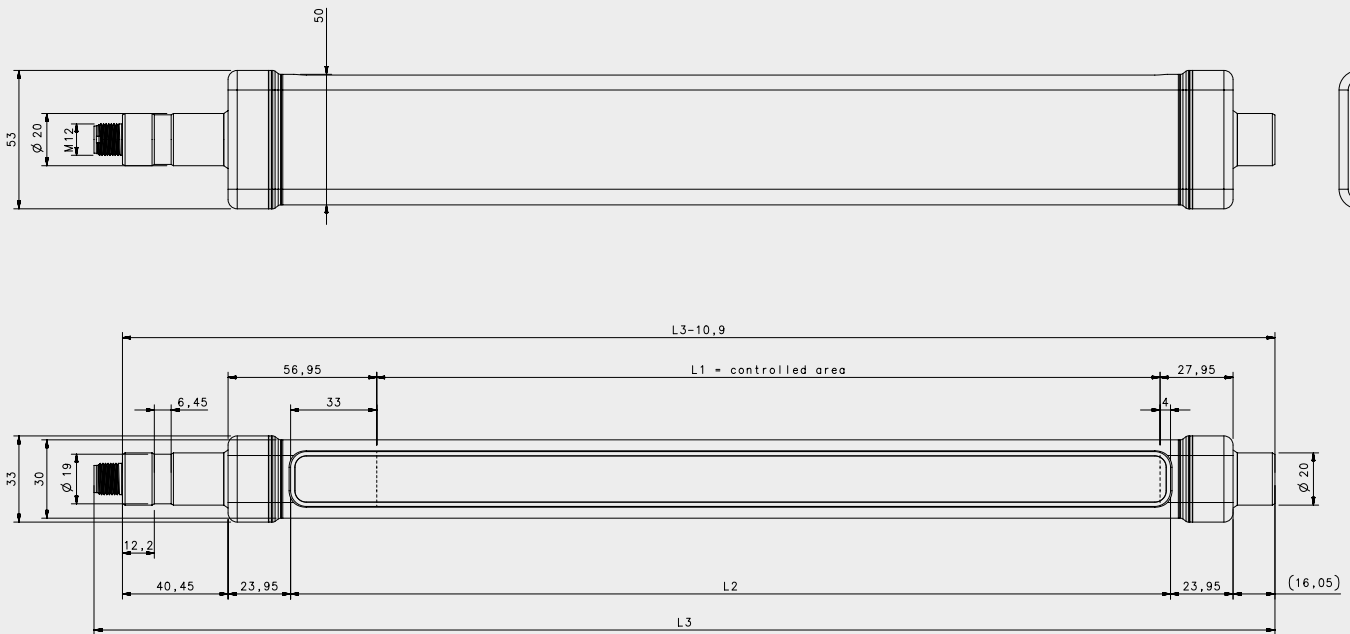
RESOLUTION	
14	Finger: 14 mm

MONITORED HEIGHT	
015	150 mm
030	300 mm
045	450 mm

FUNCTIONAL VERSION	
X	Only Auto-restart, no EDM

MECHANICAL VERSION	
B	Mechanical fixing only at bottom
G	Top-bottom fixing

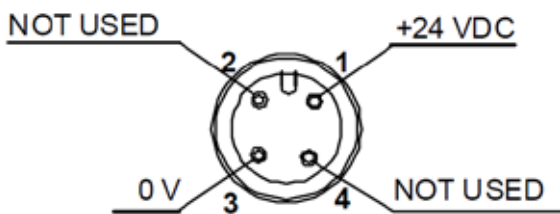
DIMENSIONS SG4-14-xxx-00-X-G



SG4-H	L1 (mm)	L2 (mm)	L3 (mm)
SG4-14-150-00-X-B	150	187	290.6
SG4-14-300-00-X-B	300	337	440.6
SG4-14-450-00-X-B	450	487	590.6
SG4-14-150-00-X-G	150	187	302.3
SG4-14-300-00-X-G	300	337	487
SG4-14-450-00-X-G	450	487	602.3

CONNECTION

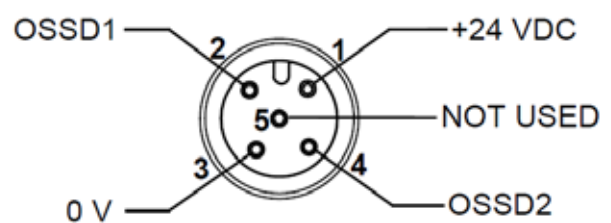
EMITTER



M12, 4 poles, male

1 = brown = 24Vdc
3 = blue = 0V

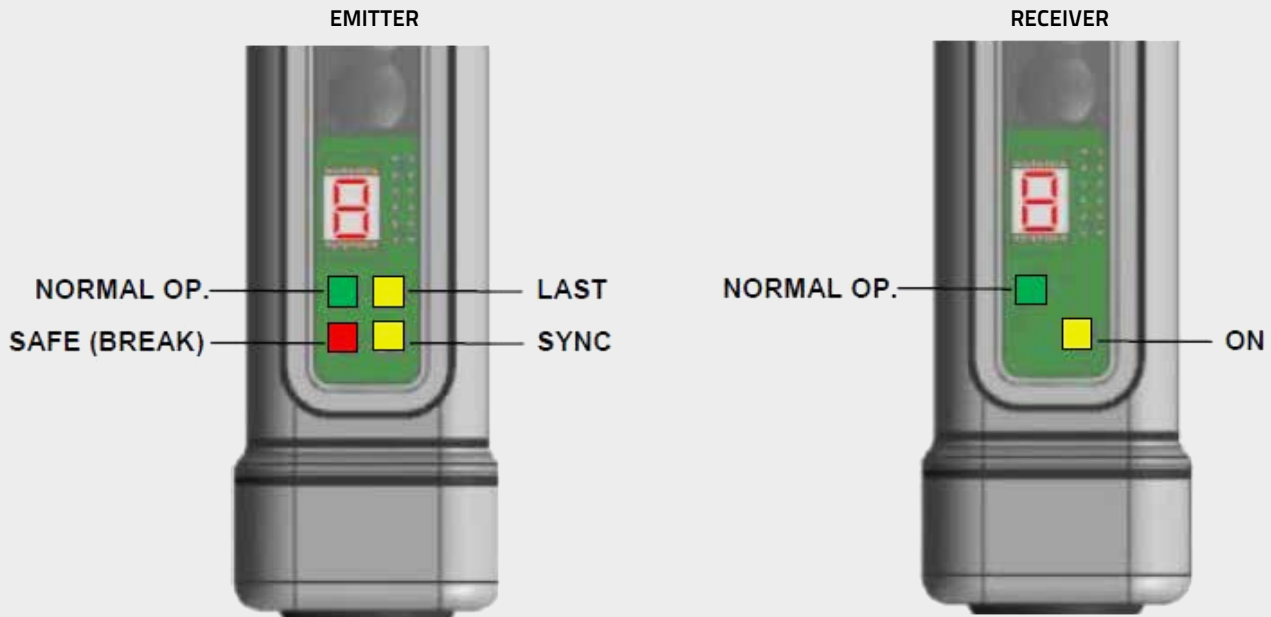
RECEIVER



M12, 5 poles, male

1 = brown = 24Vdc
2 = blue = OSSD1
3 = white = 0V
4 = green = OSSD2

INDICATORS



MODEL SELECTION AND ORDER INFORMATION

DESCRIPTION	ORDER No.
SG4-H14-015-00-X-B	957901760
SG4-H14-030-00-X-B	957901700
SG4-H14-045-00-X-B	957901710
SG4-H14-015-00-X-G	957902330
SG4-H14-030-00-X-G	957901720
SG4-H14-045-00-X-G	957901730

ACCESSORIES SELECTION AND ORDER INFORMATION

BRACKETS	
SG4-H-14-XXX-00-X-x is sold without brackets. Its bottom and top shape is designed to be hold by a cylindrical holder.	
MIRRORS	
Deviating Mirrors	SG-DM Series
SAFETY UNITS AND INTERFACES	
Safety Unit	SE-SR2
OTHERS	
Test Piece	TP-14

CABLES

	TRANSMITTER/RECEIVER CABLE	DESCRIPTION*	LENGTH (m)	ORDER CODE
SG4-H	CS-A1-02-U-03	M12, 4 Poles	3	95ASE1120
	CS-A1-02-U-05	M12, 4 Poles	5	95ASE1130
	CS-A1-02-U-10	M12, 4 Poles	10	95ASE1140
	CS-A1-02-U-15	M12, 4 Poles	15	95ASE1150
	CS-A1-02-U-25	M12, 4 Poles	25	95ASE1160

NOTE

* M12 connector has a fifth hole not used, in order to be compatible with 5 pins connectors